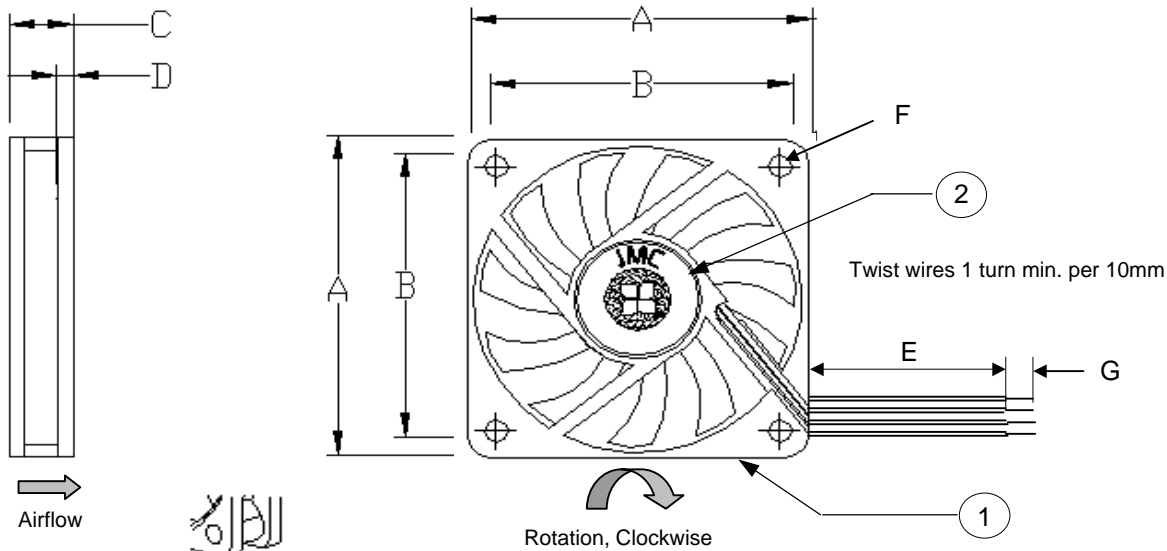


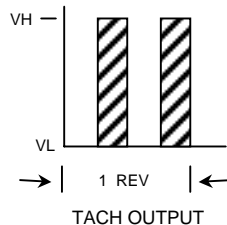
Revision History				
EC No	REV	Date	Description	Approvals
NA	X00	6/3/08	Created Drg.	SA



Frame Type (Closed Barrell)

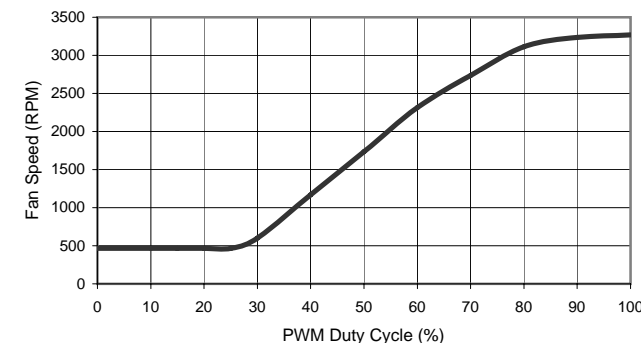
WIRE DESIGNATION	
Wire Color	Function
Black	GND (-)
Yellow	PWR (12Vdc)
Green	TACH
Blue	PWM

All Dimensions in mm	
A	80 +/- 0.5
B	71.5 +/- 0.3
C	15 +/- 0.5
D	3.0 +/- 0.3
E	300 +/- 25
F	4 X 4.3 Dia +/- 0.3
G	6.4 +/- 1.0



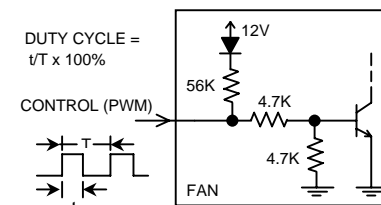
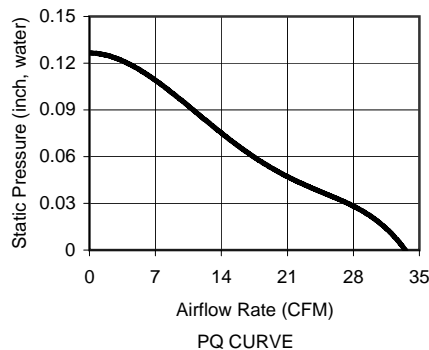
NOTES

1. THIS FAN AND ALL OF ITS COMPONENTS COMPLY WITH THE REQUIREMENTS OF RoHS DIRECTIVE 2002/95/EC
2. BASE MODEL FAN - ANY CHANGES TO SPECIFICATION REQUIRES NEW PART NUMBER.



PWM DUTY CYCLE vs. FAN SPEED

	ITEM	SPECIFICATION	UNITS / NOTES
MECHANICAL	Speed	3200 +/- 10%	RPM at 12 Vdc
	Airflow	33.6	CFM in Free Air
	Static Pressure	0.13	Inch, H ₂ O
	Bearing Type	Ball, Dual	N/A
	Operating Temp	(-) 10 to 70	Deg C
	Storage Temp	(-) 40 to 70	Deg C
	Noise Level	35.0	dBA Max at 1M
PHYSICAL	Blade Material	UL 94V-0	N/A
	Frame Material	UL 94V-0	N/A
	Wire Size	26	AWG
	Wire Type	UL 1007	N/A
	Wire Assembly	First Slot Only	N/A
ELECTRICAL	Regulatory Approvals	UL CUL TUV	N/A
	Net Weight	TBD	Grams
	Operating Voltage	10.8 - 13.2	Vdc
	Start up Duty Cycle	30	%
	Rated Current	0.19	Amp
	Input Power	2.28	Watts
	Tach Output	2	Pulses/Rev
	Polarity Protection	Yes	N/A
Motor Protection	By Autorestart	N/A	



FRONT END PWM CIRCUIT

2	1	Logo Label	L08000B0004	JMC
1	1	Fan Model	8015 - 12	JMC
Item	Qty	Description	Part Number	MFG
Austin Texas, USA Dong Guan, PRC		JMC The Fan Company	Fan, 80x15 mm, 12Vdc Dual Ball, Base Model	
Drawn By S. Apsangi	Size A1	Drawing Number 08000B0004	Rev X00	
Engineer J. Elmo	Scale: None		Sheet 1 of 1	

PROPRIETARY NOTE

This document is the property of JMC products and contains sensitive and confidential information. Neither this document nor any information it contains may be reproduced or distributed, without written permission by JMC products.