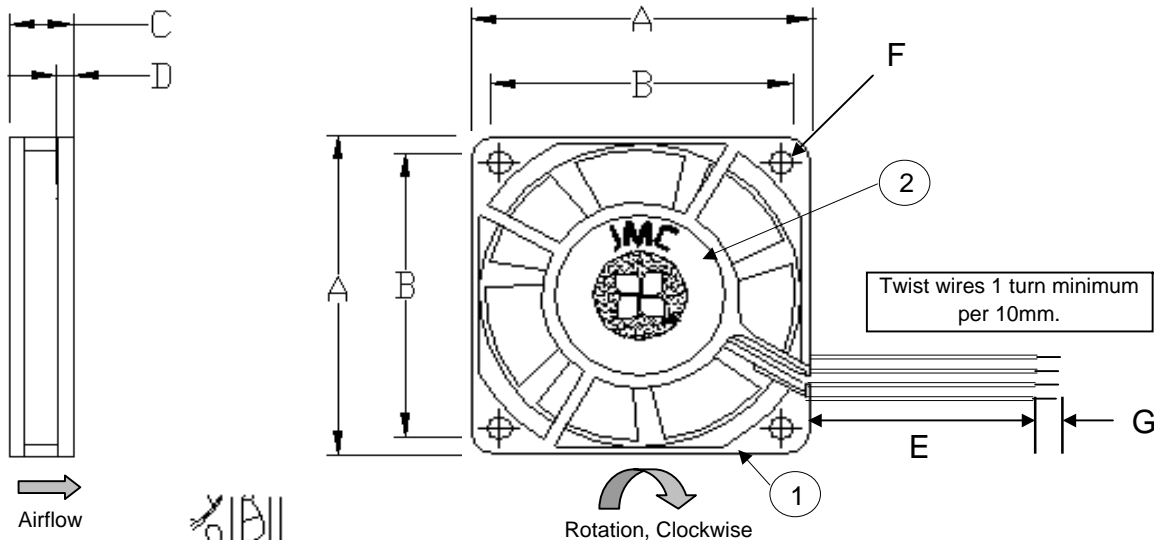
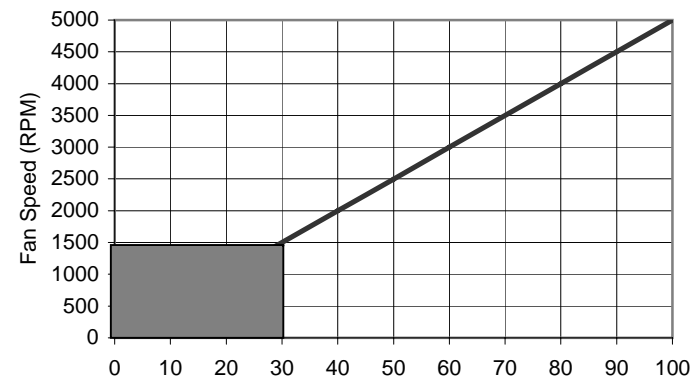


Revision History				
EC No	REV	Date	Description	Approvals
NA	X00	4/26/08	Created Dwg.	SA



NOTES
 1) THIS FAN AND ALL OF ITS COMPONENTS COMPLY WITH THE REQUIREMENTS OF RoHS DIRECTIVE 2002/95/EC
 2) THIS IS A BASE MODEL FAN. ANY CHANGES TO THE SPECIFICATIONS WILL REQUIRE A NEW PART NUMBER AND DRAWING.

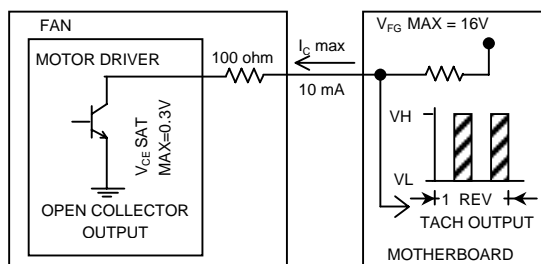


Frame Type (Closed Barrell)

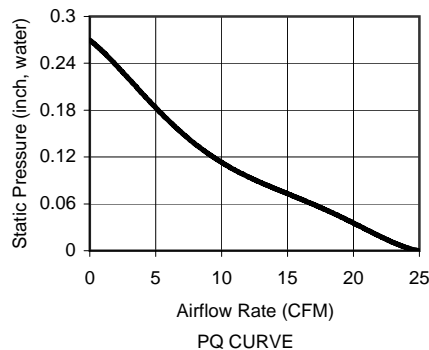
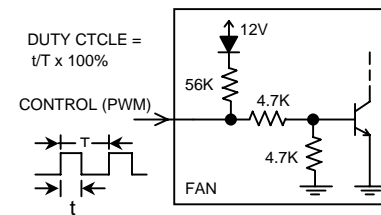
WIRE DESIGNATION	
GND (-) :	BLACK
PWR (+) :	YELLOW
TACH :	GREEN
PWM :	BLUE

All Dimensions in mm	
A	60 +/- 0.5
B	50 +/-0.3
C	15 +/-0.5
D	3.5 +/-0.3
E	305 +/- 25
F	4 X 4.3 Dia +/- 0.3
G	6.4 +/- 1.0

	ITEM	SPECIFICATION	UNITS / NOTES
MECHANICAL	Speed	5000 +/- 10%	RPM at 12 Vdc
	Airflow	25.0	CFM in Free Air
	Static Pressure	0.27	Inch, H ₂ O
	Bearing Type	Dual Ball	N/A
	Operating Temp	(-)10 to 70	Deg C
	Storage Temp	(-) 40 to 70	Deg C
	Noise Level	37.9	dBA Max at 1M
PHYSICAL	Blade Material	UL 94V-0	N/A
	Frame Material	UL 94V-0	N/A
	Wire Size	26	AWG
	Wire Type	UL 1007	N/A
	Wire Assembly	First Slot Only	N/A
ELECTRICAL	Regulatory Approvals	UL CUL TUV	N/A
	Net Weight	TBD	Grams
	Operating Voltage	10.8 -13.2	Vdc
	Start up duty cycle	30.0	%
	Rated Current	0.3	Amp
	Input Power	3.60	Watts
	Tach Output	Yes	Pulses/Rev
	Polarity Protection	Yes	N/A
Motor Protection	Auto-Restart	N/A	



PWM DUTY CYCLE (%)
 PWM DUTY CYCLE vs. FAN SPEED



2	1	Logo Label	L06001B0004	JMC
1	1	Fan Model	6015 - 12	JMC
Item	Qty	Description	Part Number	MFG
Austin Texas, USA Dong Guan, PRC		JMC The Fan Company	FAN, 60x15 MM 12V, DC PWM, BASE MODEL	
Drawn By S.Apsangi	Size A1	Drawing Number 06001B0004	Rev X00	
Engineer J. Elmo	Scale: None		Sheet 1 of 1	

PROPRIETARY NOTE