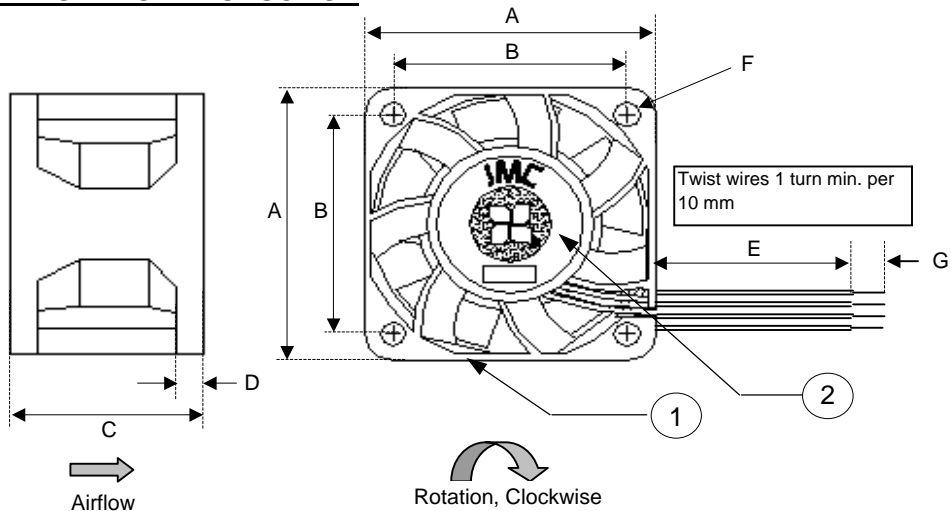


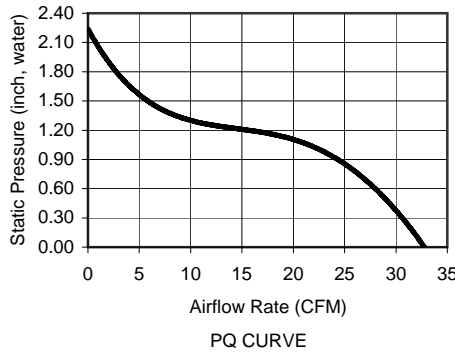
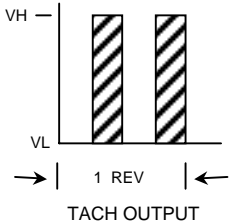
RELEASED FOR PRODUCTION



WIRE DESIGNATION	
GND (-)	Black
PWR (+)	Yellow
Signal (Tach)	Green
PWM	Blue

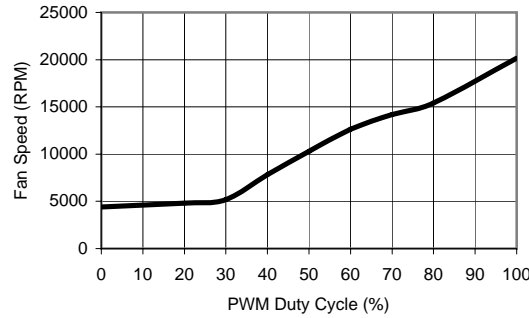
All Dimensions in mm	
A	40.0 +/- 0.5
B	32.0 +/- 0.3
C	28.0 +/- 0.5
D	4.0 +/- 0.3
E	300 +/- 25
F	4 X 3.5 +/- 0.3
G	6.3 +/- 1.0

Frame Type (Closed Barrel)

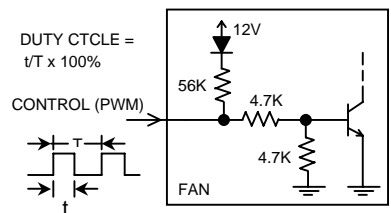


Revision History				
EC No	REV	Date	Description	Approvals
N/A	A	1/25/08	Created Dwg.	SA

- NOTES**
- 1) THIS FAN AND ALL OF ITS COMPONENTS COMPLY WITH THE REQUIREMENTS OF RoHS DIRECTIVE 2002/95/EC
 - 2) UTILIZATION OF VIBRATION ISOLATION GROMMETS OR MOUNTS IS RECOMMENDED FOR FAN SPEED HIGHER THAN 15,000 RPM.



PWM DUTY CYCLE vs. FAN SPEED



FRONT END PWM CIRCUIT

	ITEM	SPECIFICATION	UNITS / NOTES
MECHANICAL	Speed	20,000 +/- 10%	RPM at 12 Vdc
	Airflow	33.0	CFM in Free Air
	Static Pressure	2.20	Inch, H ₂ O
	Bearing Type	Ball, Dual	N/A
	Operating Temp	(-)10 to 60	Deg C
	Storage Temp	(-)40 to 70	Deg C
	Noise Level	66.0	dBA Max at 1M
PHYSICAL	Blade Material	UL 94V-0	N/A
	Frame Material	UL94V-0	N/A
	Wire Size	26.0	AWG
	Wire Type	UL 1061	N/A
	Wire Assembly	First Slot Only	N/A
ELECTRICAL	Regulatory Approvals	UL CUL TUV	N/A
	Net Weight	TBD	Grams
	Operating Voltage	10.8 - 12.6	Vdc
	Start up PWM duty cycle	0	%
	Rated Current	1.70 (2.00 Max.)	Amp
	Input Power	20.40 (24.00 Max.)	Watts
	Tach Output	2.0	Pulses/Rev
	Motor Protection	By Auto-Restart	N/A

2	1	Logo Label	L04004B0004	JMC
1	1	Fan Model	4028-12	JMC
Item	Qty	Description	Part Number	MFG
Austin Texas, USA Dong Guan, PRC		JMC The Fan Company	Fan, 40x28 FV, 12Vdc Dual Ball, Standard	
Mechanical Engineer S.Apsangi		Size A1	Drawing Number 04004B0004	Rev A
Electrical Engineer J. Elmo		Scale: None		Sheet 1 of 1

PROPRIETARY NOTE

This document is the property of JMC products and contains sensitive and confidential information. Neither this document nor any information it contains may be reproduced or distributed, without written permission by JMC products.