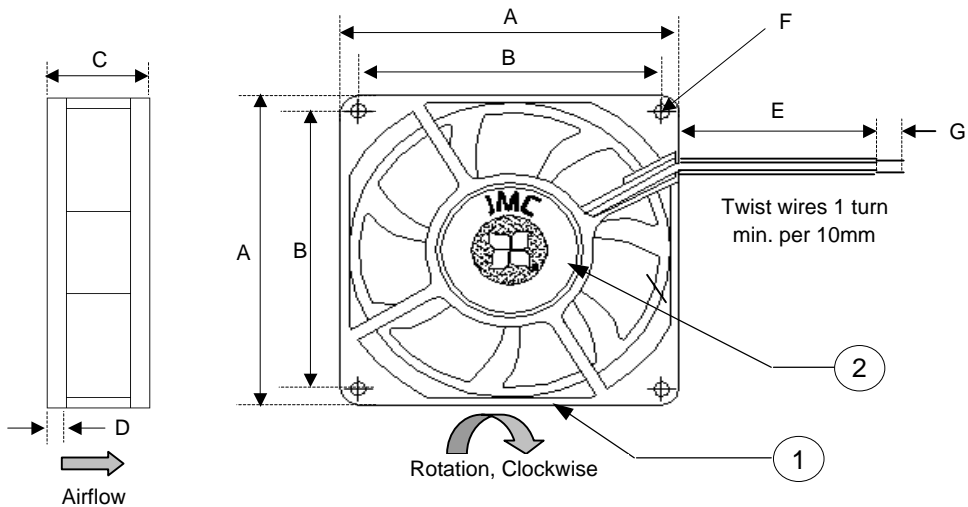


Revision History				
EC No	REV	Date	Description	Approvals
NA	X00	6/6/08	Created Drg.	SA

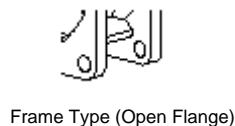


NOTES

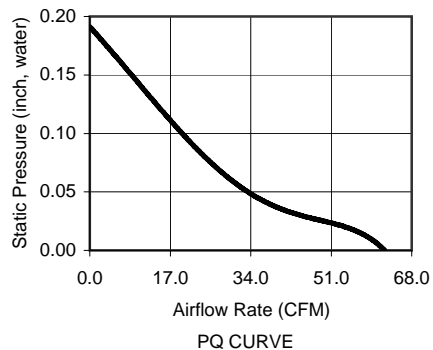
1. THIS FAN AND ALL OF ITS COMPONENTS COMPLY WITH THE REQUIREMENTS OF ROHS DIRECTIVE 2002/95/EC
2. BASE MODEL FAN - ANY CHANGES TO SPECIFICATION REQUIRES NEW PART NUMBER.

WIRE DESIGNATION	
Wire Color	Function
Black	GND
Red	PWR, 12Vdc

All Dimensions in mm	
A	92 +/- 0.5
B	82.5 +/- 0.3
C	32.0 +/- 0.5
D	4.0 +/- 0.3
E	300 +/- 25
F	8 X 4.4 Dia +/- 0.3
G	6.4 +/- 1.0



	ITEM	SPECIFICATION	UNITS / NOTES
MECHANICAL	Speed	3000 +/- 10%	RPM at 12 Vdc
	Airflow	62.3	CFM in Free Air
	Static Pressure	0.20	Inch, H ₂ O
	Bearing Type	Dual Ball	N/A
	Operating Temp	(-)10 to 70	Deg C
	Storage Temp	(-) 40 to 70	Deg C
	Noise Level	41.0	dBA Max at 1M
PHYSICAL	Blade Material	UL 94V-0	N/A
	Frame Material	UL 94V-0	N/A
	Wire Size	26	AWG
	Wire Type	UL 1007	N/A
	Wire Assembly	First Slot Only	N/A
	Regulatory Approvals	UL CUL TUV	N/A
ELECTRICAL	Net Weight	TBD	Grams
	Operating Voltage	10.8 - 13.2	Vdc
	Start up Voltage	10.8	Vdc
	Rated Current	0.40	Amp
	Input Power	4.80	Watts
	Tach Output	NA	Pulses/Rev
	Polarity Protection	Yes	N/A
	Motor Protection	By Auto-Restart	N/A



2	1	Logo Label	L09201B0002	JMC
1	1	Fan Model	9232 - 12	JMC
Item	Qty	Description	Part Number	MFG
Austin Texas, USA Dong Guan, PRC		JMC The Fan Company	Fan, 92x 32 mm, 12Vdc Dual Ball, Base Model	
Drawn By S. Apsangi	Size A1	Drawing Number 09201B0002	Rev X00	
Engineer J. Elmo	Scale: None		Sheet 1 of 1	

PROPRIETARY NOTE

This document is the property of JMC products and contains sensitive and confidential information. Neither this document nor any information it contains may be reproduced or distributed, without written permission by JMC products.